

## Investment Objective

Aims to provide capital growth over the medium to long-term by investing solely in Schroders Capital Semi-Liquid Global Private Equity A Acc USD which taps into a diversified range of private equity investments worldwide.

## General Information

NAV Price (USD)	13.04
Total Fund Size (USD)	30,070,794.06
Base Currency	USD
Additional Dealing Currencies	MUR, EUR, GBP
Launch Date	1 August 2022
Minimum Subscription	USD 10,000 (or equivalent in MUR/EUR/GBP)
ISIN	MU0768S00012

## Other Information

Status:	Public Company
Manager:	Swan Wealth Managers Ltd
Custodian:	Euroclear Bank
FX rate used:	Bloomberg Mid Rate

## Valuation

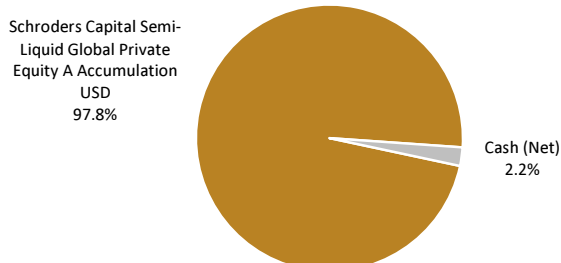
Valuation Frequency	Monthly
Subscription	Monthly
Redemption	Quarterly
Distribution	None

## Fees

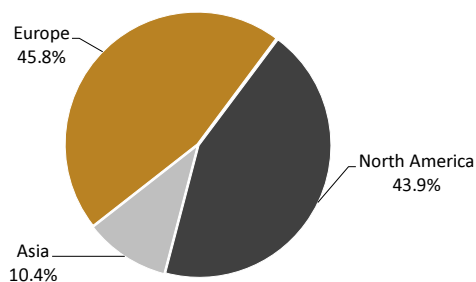
Initial service charges	up to 1.0%
Management fee	NIL
Exit fee	NIL

For more information, please refer to the prospectus of Swan Global Funds Ltd.

## Asset Allocation



## Geographical Mix



Source: Schroders Capital Semi-Liquid Global Private Equity A Acc USD, factsheet Nov 25 (latest).

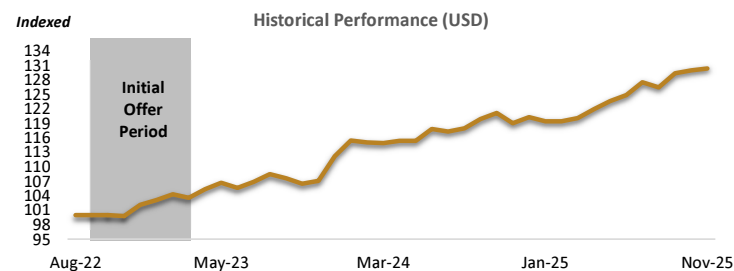
Swan Global Funds Ltd.	Swan Centre 10 Intendance Street Port Louis, Mauritius BRN: C06067231	T (230) 207 3500 F (230) 211 5050 W swancapitalsolutions.com
------------------------	--	--

## Key Features

- Access to exclusive top-tier private equity deals sourced globally;
- Low entry barrier in USD/MUR/EUR/GBP;
- Building on Schroders Capital's 20 years relationships via its underlying;
- Liquidity facility with no lock-in period; &
- Strong performance track record with relatively lower volatility.

For more information on underlying holding, please refer to: Schroders' website | Fund Centre | Schroders Capital Semi-Liquid Global Private Equity A Acc USD.

## Graphical Performance (USD)

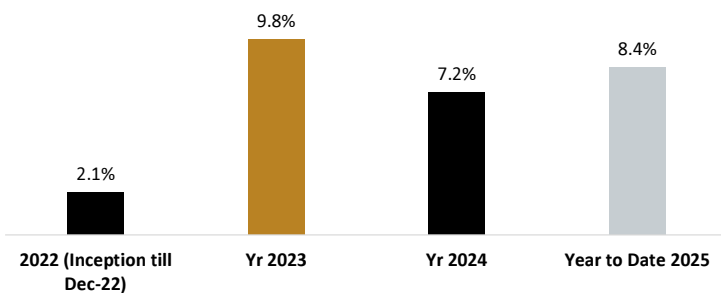


Note: The initial offer period was from 1-Aug-22 to 31-Oct-22.

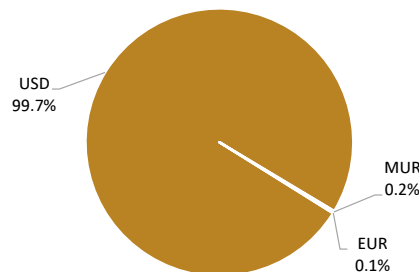
## Cumulative Performance (USD)

	1 M	3M	YTD	1Y	3Y	5Y	Since Inception
Fund	0.3%	3.1%	8.4%	9.5%	30.6%	N/A	30.4%

## Calendar Performance (USD)



## Currency Profile



Note: Above refers to Fund's currency exposure as at 28-Nov-2025

DISCLAIMER: This document does not constitute an offer to anyone, or a solicitation by anyone to subscribe for shares of the fund. Swan Wealth Managers Ltd accepts no liability or responsibility whatsoever for any consequential loss of any kind arising out of the use of this document or any part of its contents. Past performance is not a guide to future results, the price of shares and any income derived from them may rise as well as fall and investors may not get back the amount originally invested. All fund performance data are on a NaV to NaV basis.