

**Investment Objective**

The main objectives of Swan Global Funds Ltd - Money Market Fund (USD) are to maintain liquidity and low volatility; and to provide a positive return over the short-term.

**General Information**

NAV Price (USD)	115.64
Total Fund Size (USD)	31,598,103.55
Base Currency	USD
Additional Dealing Currencies	MUR
Launch Date	28 February 2022
ISIN	MUO768S00020

**Other Information**

Status:	Public Company
Manager:	Swan Wealth Managers Ltd
Custodian:	Euroclear Bank & MCB Custody A/C

**Valuation**

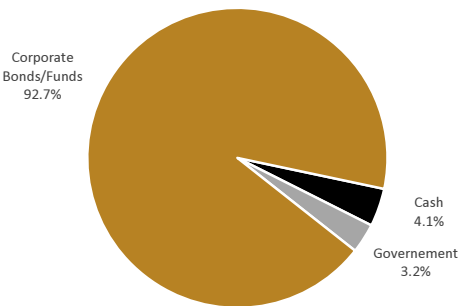
Valuation Frequency	Daily
---------------------	-------

**Fees**

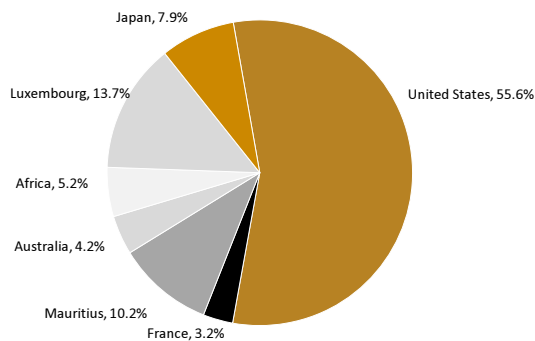
Initial Service charges	NIL
Exit fees	NIL
Total expense ratio	0.275% p.a.

For more information, please refer to prospectus of Swan Global Funds Ltd

**Asset Mix**



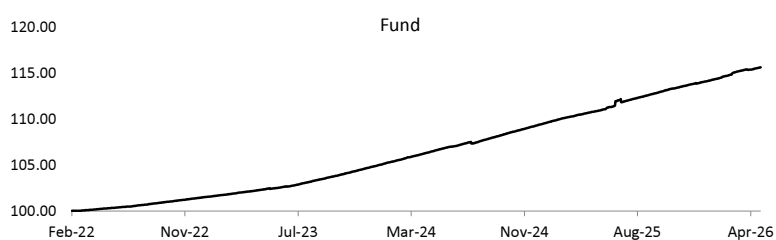
**Geographical Allocation**



**Manager's Report**

The Fund grew by 0.2% during the month. The asset mix of the Fund evolved with (i) 92.7% held in corporate bonds/ Funds holdings; and (ii) 3.2% in US Treasury Bill, with the remaining exposure to cash. On the geographical front, the Fund is mainly invested in developed markets' debt securities and our main exposure is to US (55.6%), followed by Luxembourg (13.7%) and Mauritius (10.2%). Credit quality wise, the Fund has a Core Investment Grade mandate. Regarding our currency profile, we are mainly invested in USD-denominated bonds. In the US, uncertainty stayed elevated amid the ongoing conflict in the Middle East. US Q1 2026 GDP growth came in below consensus expectations, adding to concerns that the energy-driven inflation shock was beginning to weigh on broader economic activity. The FED maintained its target range for the federal funds rate unchanged at 3.50%-3.75% at its April meeting, stating that economic activity has been expanding at a solid pace while inflation remains elevated. The 10Yr US Treasury Yield closed April at 4.40% (+10bps m-o-m). In the Eurozone, headline inflation rose further to 3.0% in April, up from 2.6% in March, driven primarily by surging energy costs as the energy crisis continued to weigh on commodity markets. The ECB kept its three key interest rates unchanged at its April meeting, though acknowledged that upside risks to inflation and downside risks to growth had intensified since its previous assessment. The 10Yr German Bund yield closed April at 3.04% (+4bps m-o-m). In the UK, the manufacturing PMI rose to 53.7 in April from 51.0 in March, its strongest reading since May 2022. The improvement was driven by a front-loading of orders as clients built safety stocks ahead of anticipated price increases and supply disruptions. The BoE held Bank Rate at 3.75%. The 10Yr UK Gilt closed the month at 5.01% (+10bps m-o-m). In Japan, the central bank sharply revised upward its core inflation forecast for FY2026 to 2.80%, while lowering its economic growth projection to 0.50%, reflecting rising costs and softer domestic momentum amid heightened geopolitical tensions in the Middle East. The BoJ maintained its policy rate at 0.75%. The 10-year Japanese government bond yield closed the month at 2.52% (+17bps m-o-m).

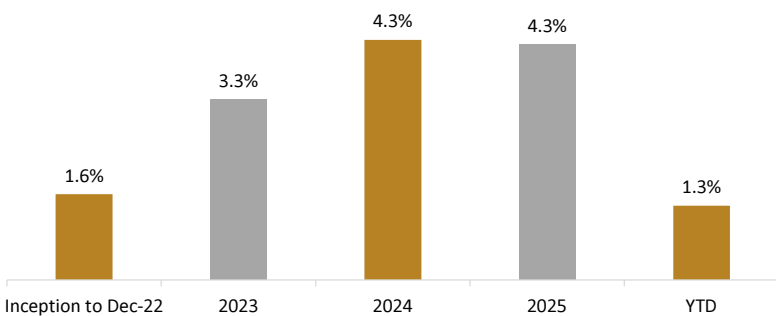
**Graphical Performance (USD)**



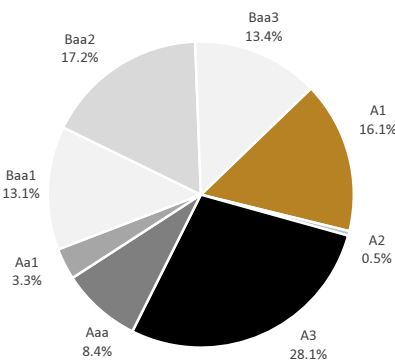
**Cumulative Performance (USD)**

	1 M	3M	YTD	1Y	3Y	5Y	Since Inception
Fund	0.2%	1.0%	1.3%	4.3%	13.0%	N/A	15.6%

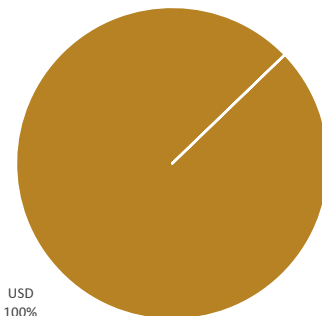
**Calendar Performance (USD)**



**Asset Rating**



**Currency Profile**



**Swan Global Funds Ltd.**

Swan Centre  
10 Intendance Street  
Port Louis, Mauritius  
BRN: C06067231

T (230) 207 3500  
F (230) 211 5050  
W swan Capitalsolutions.com

DISCLAIMER: This document does not constitute an offer to anyone, or a solicitation by anyone to subscribe for shares of the fund. Swan Wealth Managers Ltd accepts no liability or responsibility whatsoever for any consequential loss of any kind arising out of the use of this document or any part of its contents. Past performance is not a guide to future results, the price of shares and any income derived from them may rise as well as fall and investors may not get back the amount originally invested. All fund performance data are on a NaV to NaV basis.